



MUTIARA INTERNATIONAL GRAMMAR SCHOOL

NEWSLETTER

Issue 3/ 2018-2019 23 July 2019

Phone: 03 - 4252 1452

Website: www.migs.edu.my

Email: info@migs.edu.my

Note from the Head of Junior School

Time flies and we've reached the end of the year!

As the school year comes to a close, our minds and hearts are filled to the brim. It's been a rewarding and enriching year! It is hard for us to believe how time flies and that we have reached the end of the academic year of 2018-2019. Together we've learned much and shared experiences that will long remain with us in the years to come. The strength of our community and wholehearted passion makes our school a happy and special place of learning for our children.

I would like to extend a special thank you to our parents who have contributed in ways small, large, and unimaginable! Thank you for supporting us with our goals for student learning, school events, getting your children to school on time each day and helping them in the learning process this year; the partnership between home and school is ever-important.

I would like to thank our hard-working and caring teachers and staff members who have made a huge difference to our student daily life at school. Their commitment is outstanding and our kids are the beneficiaries. Thank you for providing rich and engaging, well-rounded experiences for our kids and knowing that education is about joy, wonder and fostering curiosity, along with the development of social skills needed to succeed. For these, and a million other things, we are truly grateful.

For our staff leaving us at the end of term, we thank them for all their hard work and support during their time at MIGS and wish them great success going forward in their new roles.

In closing, I take this opportunity to congratulate all students of Mutiara for reaching here and completing another year of learning! I wish you all a very happy and enjoyable summer. Please be sure to take time as a family to talk, play, nourish the soul and pray together.



"Coming together is the beginning. Keeping together is progress. Working together is success."

— Henry Ford

I look forward to welcoming everyone back when we re-open on Tuesday 3rd September 2019. In the next academic year, the school days will begin 15 minutes later at 7:45 am. Till then, have a rejuvenating holiday and stay safe.

Yours in learning,
Joanna Johami

@MIGSKL
@missjohami #migskl

Note from the Acting Head of Senior

Dear Parents and Guardians,

I would like to wish you all a happy holiday and safe travels if you are travelling anywhere, I am sure your children are excited for the break. After such a busy and successful term, I know our teachers are also looking forward to the break.

When we reflect at the end of each term, we always note how much has happened. This term has been no exception, and if anything, it has been one of our busiest and best. Our teachers have worked tirelessly often going beyond expectations and it remains a privilege to work amongst such a talented and dedicated group of teachers in the senior school.

In the new academic year, we plan to expand our horizons by introducing the Cambridge Checkpoint a series of assessment in Key Stage 3. Tests for Cambridge Checkpoint are standardized set and marked by the teachers, so providing an international benchmark of student achievement enabling teachers to advise learners and parents of the suitability of different progression routes. Global Perspectives will be introduced in Key Stage 3 and Key Stage 4. Cambridge Global Perspectives is a unique transformation program that helps students at every stage of school education develop outstanding transferable skills including critical thinking, research and collaboration.

These skills can be learned and enhance other subjects such as English as first or second language, mathematics and science. Looking ahead to next term there is also much to be excited about, but for now it is time to enjoy the holidays.

Kunasunthary
Acting Head of Senior School



On an important note, we extend our special thanks to our newsletter committee for pulling off our final term 3 newsletter publication:

Ms Kumud Malhotra
Mr Gary True
Ms Nabilah Rodriguese
Ms Josephine Leela V. Damodaram
Ms Nishalini Sandramogan



Prefect Induction



On Monday 27th May 2019, staff and students at Mutiara International Grammar school, celebrated the Induction of our Prefects, the newly appointed leaders in the school community.

Throughout the introduction, the Head of Pastoral Care Dr Hocine highlighted that this 'calling' comes with significant responsibility and is certainly a position of privilege for the students.

Following the Prefects names our Head of Junior School, Ms. Joanna Johami, invited each Prefect to the front of the stage to receive their respective appointment letters. This is a tradition and a public acknowledgement of the students' commitment to the role.

In recognition of the Prefects' leadership positions in the school, the new prefect's students concluded the ceremony by a personal note from Dr. Hocine in which he advised the newly-appointed Junior Prefects that discipline and correct leadership are key aspects of an exemplary student leader.

A leader according to its simplest definition is **"someone who has the clarity to know the right things to do, the confidence to know when she's wrong and the courage to do the right things even when they're hard."**

*"Leadership is also an art-
"Leadership is the art to of
influencing and directing people in
such a way that will win their
obedience, confidence, respect
and loyal cooperation in achieving
common objectives."*

"The greatest leader is not necessarily the one who does the greatest things. He is the one that gets the people to do the greatest things." – Ronald Reagan

Partnership Programmes

Music Internship (SEGi College)

Junior School facilitated a 4 week teaching placement internship for five music students from SEGi College from 23rd April to 17th May.

Ms. Chen Ei Lane, Ms. Cheng Wei Sze, Ms. Michelle Marianna Mohan, Ms. Shi Via and Ms. Tan Yan Jiun conducted their teaching practicals under the able mentorship of our music teacher Ms. Lim for their BA in Music Studies (Music in Education 1 module).

They observed music classes and were also extended with opportunities to visit other subject classrooms and collaborate with Junior School teachers.



During the first 2 weeks they got to know of the type of learners, their music background and the classroom environment in order to design and plan out teaching lessons for the last 2 weeks. At the end of their training they were evaluated for the classes they conducted.

Written by: Mr Bobby

ELLSA (ENGLISH LANGUAGE LEARNING SPECIALISTS IN ASIA)

Malaysia Chapter Meeting – 14 June 2019



The ELLSA meeting was held in Mutiara International Grammar School (MIGS) on 14th June 2019 from 2.00p.m. – 4.00 p.m. Attended by 25 teachers from other international schools (in and around KL) as well as MIGS, it was a fun learning session. Mr Gary True, the MIGS' representative for ELLSA, the organiser and MC for the day, invited everyone to the session. Ms Joanna Johami, the Junior School Head, welcomed the participants and expressed hope that it would be a good learning experience for all.

Ms Soo Sian Lim started the afternoon with an interactive reading session with some students from MIGS. It was interesting to see how the students interacted with the teacher as well as challenged themselves to the task that was given. The teachers got some valuable insight as to how interactive reading can be conducted in the classroom and also questioning techniques that encourage critical and creative thinking. That was followed by a short break for refreshments.

The next session was conducted by Ms Aida and Ms Mabel from Mat Work Design Consultants. They provided further information on interactive reading and how Mat Work Design can help in the area.

Monitors' Leadership Camp

The Monitors' Camp was held from 26th – 27th April at Radiant Resorts, Bentong, Pahang. To most of us, the most enjoyable activity was the first aid simulation exercise. In this activity, two members from each group were chosen to be 'victims' and were given different types of injuries. The rest of the group had to treat these victims by bandaging their wounds, calming them down, etc. The aim of this simulation was to teach us the steps needed to be taken in an emergency situation and how to treat those that are injured.

The most challenging activity would have to be the hostage rescue exercise. This was especially mind-boggling and exhausting as we had to run around searching for clues and breaking codes to save a pretend hostage. We had to utilize our teamwork and combine our knowledge and skills to complete the tasks before the clock stopped ticking. Indeed, it was an adrenaline pumping activity that definitely built strong bonds and sharpened our skills.

During this camp, amidst all the fun and laughter, we grew closer to each other and gained knowledge about being a leader. We learned to analyse situations and take note of the abilities of our teammates as well as how to incorporate them to improve the group to be the best version of us. A good leader is one that does not dictate but strives to be an example that people will willingly follow because they respect you.

Written by: Muqhriz & Ali, 9E



As the academic year 2018/2019 is fast drawing to a close, we, the Year 9s, are eager to get to Year 10 soon. Excited, a bunch of Year 9 students headed to the library on 8th May 2019 for a meeting with parents, students and teachers to discuss the subjects the pupils would choose to study.

Mr Bradfield and Ms Kuna gave a rundown about the options the students could take, including the ICE award they could possibly win. All the teachers in the senior school attended the meeting to answer the inquiries parents and students had, for example: what their subject was about, what they would learn in it and its benefit in life after school.

Option Day was an enlightening meeting that helped guide parents and students to choose subjects best for the students to carry on learning for the IGCSE in two years.

Written by: Nam Phuong Dinh, 9E

Year 9 Option Evening



Mr. Justin explaining about business studies for the next academic year

"The language of love - French" taught by Dr Hocine





Iftar Gathering



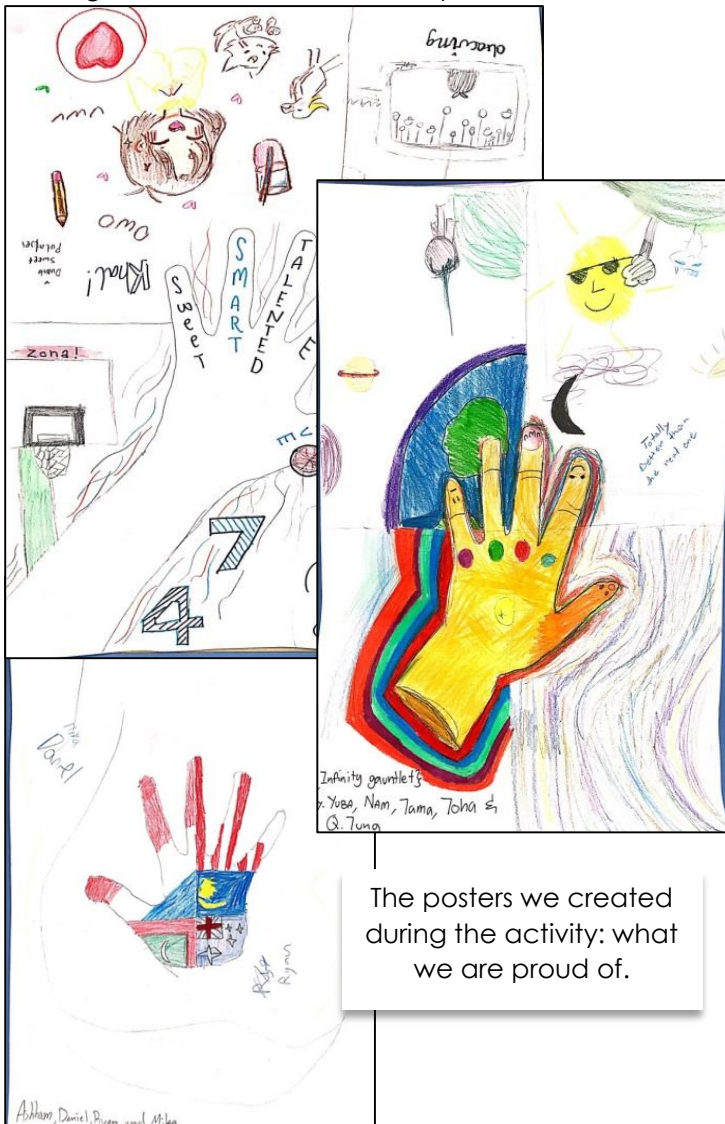
On 24th May 2019, our school had a huge festive celebration; Iftar 2019. It was the nights where everyone, Muslims and non-Muslims, come around and gather join MIGS's Iftar Celebration. We were happy to invite and experience the magic of Ramadan with the orphans as our special guest. It was a splendid event as teachers, parents, students and special guests were there to celebrate with us too!

At 6.00 pm guests are coming. We sit at the table that has been provided. The event began with a speech delivered by Ustaz Ali and later reciting Quran by students; Aish and Anggia from Year 7. At 7:20 pm, we broke fast with food provided by the school and performed Maghrib prayers at the school hall. Then after we ate we had a performance by the orphans. Afterwards we took our wudu' and went for solat Isyak and Terawih at the school hall right after the performance. Following Terawih we had our *moreh*. We enjoyed ourselves and went back home.

Written by,
Nur Khaleeda Najmil Faiz
Year 7T

Self Esteem

Building teen confidence workshop



The posters we created during the activity: what we are proud of.

14th May 2019- Our dearest counsellor, Ms Esther organized a workshop among the Year 7s on how to boost our self-esteem as well as building confidence in ourselves.

We started with an exciting Icebreaker exercise. Then we had a guided session and discussion among our counsellor and classmates on what exactly Self-Esteem is and why it is important for young adults.

After a video presentation on how to build our very own self-esteem, we had a group activity. In groups of five we had to draw a picture that we are proud of. At the end of the session, we had a worksheet to complete, which is Self-Esteem Booster to boost ourselves and look at all the things that we could achieve whenever we are feeling down.

GREEN WEEK ASSEMBLY

The assembly started with the singing of the national anthem and the school song. Then there were presentations from the students.

The first presentation was from students of Datin Christie's Y10 English Literature class. They presented a slide show on the novel "Hard Times" by Thomas Hardy.

There was another slide show presented by Jeremy and Shirjit from Y10 on 'Going Green'.

Finally, the Y9 students did a presentation on Green Week. It included a short skit, a video presentation and a game. Students got to know how they can contribute to reduce pollution and save the Earth.



Teacher's Day Celebration

Junior School

Simple yet meaningful, the junior school students had pulled out a successful Teacher's Day Celebration on the 16th Of May 2019. Students were performing variety of talents for teachers to enjoy. They were;

- ❖ Poem recital by Li Baoyi and Jin Woo Kim
- ❖ Skit comedy by the Year 6 students
- ❖ Beat boxing by Khalid
- ❖ Flute performance by Aqil Shahrani
- ❖ Singing by Sulaiman



Dance performance by the Year 2 students and the teacher's favourite part of all was the Year 6 'guess who is the teacher' presentation.



Senior school

On the 17th of May, we all gathered in the school hall for Friday assembly as usual. However, there was something special planned for teachers' day to show our appreciation to our teachers.

Firstly, the prefects gave out balloons with candy inside it to our teachers. Now, let's talk about the amazing performances done by the year 7 & 8 students. Daniel from year 7 and Makhriz from year 8 recited their original poems. After that, we had Adam and Marissa from year 8 performing a dance. Next, we had Yuba singing "You are the Reason". Last but not least, we had Mr Fazi, Mr VJ, Ms Dyana, Ziad and Ezra perform a song for everyone.

Finally, the assembly was dismissed as usual.

Written by: Qi & Tunku Izuddin, ESL Y10



Market day



13th of June 2019 was the day we had all been waiting for- Market Day! Drove of children flooded the assembly hall, excitement, joy and delight painted on their cute faces. With money in hand, they swarmed our stalls, eager to purchase our products. The day was a ground-breaking accomplishment.

Through months of trials and tribulations, we worked hard to produce a great business. It definitely paid off! The students of Year 9 were divided into 8 groups in January and embarked on our journey towards a successful Market Day. There are many parts that encompass a working business that occur behind the scenes. The booths and businesses that people see on Market Day is merely the pinnacle of a gargantuan mountain. Market Day has truly taught us the sheer importance of teamwork and the power of standing up for our ideas and opinions. By: Alisya 9T



Wellness Week



MIGS held our Wellbeing Week from 24th – 27th June 2019 and started off the 1st day with an insightful assembly to launch Wellbeing Week 2019, Donation Station Drive and Wellbeing Lifestyle Videography Competition.

The 4 days was a great success, we brought the school community together by providing students, parents and staff the following activities:

1. Parents Volunteer Group, operated the MIGS Charity Bazaar for 4 days, during both snack and lunch time for both Junior and Senior Schools selling healthy food, drinks, games and new/used items booths. A total sales of Rm7, 300 was achieved and a total of Rm5,000 will be channelled to support Special Needs Children at Tasputra Perkim
2. Wellbeing Lifestyle Competition was launched on 24th June, 2019 and its aims are to raise awareness of mental and physical wellbeing and to encourage students to be creative and innovative in creating a short film using any mobile or digital device.

The students were provided a Videography Workshop on Day 4, by Mr Sheheryar Kazi, Photojournalist from Pakistan and Masters Student in Film and Television.



Wellbeing Talks/Workshops, was conducted in that 4 days:

Day 1 – Wellbeing Talk for Senior Students by Ms Ida Hanim, an expert in Mindfulness, Neuroscience and Psychosomatic Analysis. She spent an hour with our students, teaching them about their own bodies and how to manage their bodies in order to manage stress

Day 2 - Self Love/Humanity Talk to MIGS Teaching Staff by Mr Terry Ghani, founder of Humanity Inc., Global Keynote and TEDx Talks for Youth Speaker. His talk contains messages what the world needs is for humanity to face our unfounded fears, unshackle from our limiting beliefs, put aside our ego and speak with the language of love

Day 3 – Oral Hygiene Talk and Oral Check by the Kuala Lumpur International Dental Centre

Day 4 – Psychological First Aid Workshop for Parents by Dr Robert Chen, Associate Professor at UTAR and Medical Doctor. Most parents found the workshop engaging and provided them with insights on practical skills and knowledge to apply in critical situation

Thank you to our dedicated Parents Volunteer Group, Students and Staff who came to support our

We had the opportunity to participate in the Psychological First Aid Workshop. The facilitator, Dr Robert Chen, was good in delivering as he guide us and explained on how to handle or help a victim who went through traumatic incidents, for instance, natural disasters. Such method can be applied to the young and old especially ones who goes to school as issues about bullying and cyber bullying is very much active in schools everywhere.

I think this is most useful for the children – Junior and Senior as they could learn more about emotional, mental and psychological issues around them. I believe such workshop should be incorporated / introduced into the CCA in the near future and other lifesaving skills like First Aid which I believe is most beneficial for young and old so they know how to handle an emergency situation

Volunteering for these past 4 days was most rewarding. To know we had an active part in raising so much money for charity and to watch our children enjoying themselves and learning a lot about giving back to society.

DK Fatimah PG Ahmad
Year 3 Parent

Fun time raising money for charity but could do better if supported by more teachers and senior students. Less support made it seem like the school lacks the caring genes.

Nora Tan
Year 9 Parent

It was a success. The money raised for TASPUPTRA PERKIM surpassed the targeted collection. Parent volunteers did an amazing job and the camaraderie between volunteers was great. This event gave the students, especially the juniors, a 'sense of giving' thus hopefully empowering them with a heightened sense of empathy.

Sharifah Mas'ad
Year 10 Parent

We worked perfectly together as a team, raising money for charity. It would help if the School can open this event to parents at a good time slot suitable for us to come and be involved in the activities. The games, especially, could do with more volunteers to assist the Game master. The game could generate more money if the challenge was less challenging as it was mostly the juniors who were playing.






MUTIARA INTERNATIONAL GRAMMAR SCHOOL

Hi, I am Lucy and I have studied in MIGS for a year. MIGS has a lot of activities, one of my favourite activity is S.T.E.A.M. S.T.E.A.M is the educational approach used in this school to help us learner applies the knowledge and skills in Science, Technology, Engineering, Arts and Mathematics. Our science teacher taught us about electricity and how to make a simple electrical circuit. We are going to apply the knowledge we learn into our STEAM project. The mission that we have been employed by Mattel and Hasbro to create a toy made out of recycling materials. We are going to create a creative toy using magnets or electrical circuit. The eco-friendly recycled toy can be made with materials found at home, school or items that are usually thrown away.



During the first week of STEAM, we had done a survey on "favourite toy". In this activity, I met some new friends from year 3 and I also discovered more about toys from them, like the spinning top toy from Beyblade. I thought Beyblade was a toy car, but now I know Beyblade is a spinning toy that can break into 3 pieces. I had to survey 14 students and write their names and one favourite toy in a form given by our teacher. At first, I was scared to ask them, but now I am not scared anymore and I became friends with them. When we are done with the survey, we created a bar graph based on the information we gathered from our survey during our maths lesson.

Written by Lucy, Year 4



On day 1, the MS Esther divided us into different groups. I was with Salma, Arayyan, Malkia.




We planned on who will bring what and then we chose which groups would do magnet.




On day 2 we brought over materials and started making the maze.

On day 3, it was completed. Then we started decorated. On day 4 we made the poster.

Lastly, on day 5, we fully completed it and day 6 was the exhibition. The end. - Ryyan






The Steam Exhibition is all about students coming together and presenting what they have been doing during the term. If I were to describe in a short sentence, I would say it was a BLAST! It was fun because the teachers, some students along with the supporting parents, even Ms. Joana came to watch us present.

The year 6 topic theme was based on what we did during Science. We were divided into 3 groups therefore we did 3 topics and they were: LAVA LAMP, ALKA-SELTZER ROCKET and the ENDGAME ROCKET. We had to create a giant life size brochure posters, bring the materials and projects. It was an amazing experience and to all the students you did an outstanding job.

DONE BY : MARY & MALAIKA 6R

In steam we have three team Alka-rocket, Lava lamp and end Game. The first thing Ms. Sharon picked each of use in different team. So Ms. Sharon picked me in larua lamp. So my group leader picked me as a It also with joshua. We work as a team as the It need to do a lot of job. The we pratice our steam exhibition and shown to our parent. And We flied our rocket. On the next day we have to show we did in the steam exhibition and show the the other classes.



Srivel, Year 6



FUN LEARNING with English




With Ms Sukhwant, 1R
Topic: Toys

My toys (Anha 1R)

I love my toys. I have uni-corn, pup
Elsa and Anna, fox, owl, baby doll, LOL, po
I also have ice-cream toys, kitchen toys and
toys. My favourite toys are litte baby gir
little pony. I play with my toys on wee

Toys

I discover new
experiences
while playing
with toys.



This is my playroom. These are my toys.

I love to play with them because it makes
me happy when I am bored.

Leanne 1R

My play room

Laila 1R



I like to play in my toy room.
I have so many toys.
I have a 3-story dolls house.
My dad and mom bought me a Barbie doll on my
birthday.
But my favourite toy is Hatchimals egg.
I love my play room very much.

My play room



This is our play room. I share
my play room
my play room with my brather.

We have lots of toys such as puzzles,
action figures and board games.

Toys are fun. I play with my toys
when I am free.

Fun Learning with Science



With Ms Kumud and Ms Stella, Year 1

Topic: Pushes and pulls

Investigation: A harder push will make my toy car and a ball move farther than a gentle push.



When I gave the car a hard push, the car went further.

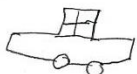


Li Yuhao

The ping pong ball rolled fast if you blew the ball harder and if you blew the ball softly it will go slow.

Sayemeh

I measured the distance with my foot spans to know how far my car can go.



Ahmad rayyan 25

The speed of the car depends on the amount of force used gentle or harder.

Sabrina



A force is a push or a pull that starts something moving.


Alanda

gravity is nature's force that holds things down.

Sara



A push or pull can change direction, speed up, slow down or stop an object.



Arsh



Fun Learning with Science

Exemplary Learning in Year 5 Mathematics, with Mr Martin

In these activities, the Year 5 learners are engaged in interactive whole class problem solving and investigations using personal whiteboards. Groups of learners are also presenting to the rest of the class.



In these activities, the Year 5 learners are designing an apartment using scale drawings for areas and perimeters of rooms using rectangles and squares.



In these activities, the Year 5 learners have taken their mathematics learning outside of the classroom to investigate the age of trees by measuring the circumference of the tree trunk.



Fun Learning with PSHE

YEAR 2

Topic: Work at building and maintaining relationship.
Task: Write a letter to an important person / people.



MUTIARA INTERNATIONAL GRAMMAR SCHOOL

Name: AUSTIN Form:
Subject: Date: 27.11.2018

Nothing is to be written in this margin

Dear parents and grandparents ♡.

I love you dad and mom ♡.

I love you grandpa and grandma ♡. You are

very hard working dad and grandma ♡.

I love you grandpa because you make me laugh ♡.

You are so Beautiful mom.

You are so handsome dad.

I love my family ♡.





MUTIARA INTERNATIONAL GRAMMAR SCHOOL



Name: Parsa Form:

Subject: Date: 27.11.2018


Nothing is to be written in this margin

Dear dad,
You are very important to
You are very important to
me.

You are important because
you buy what ever I want.

you are the best dad in
the world.

I will never make you sad.
(He bought me a Ferrari)



YEAR 3

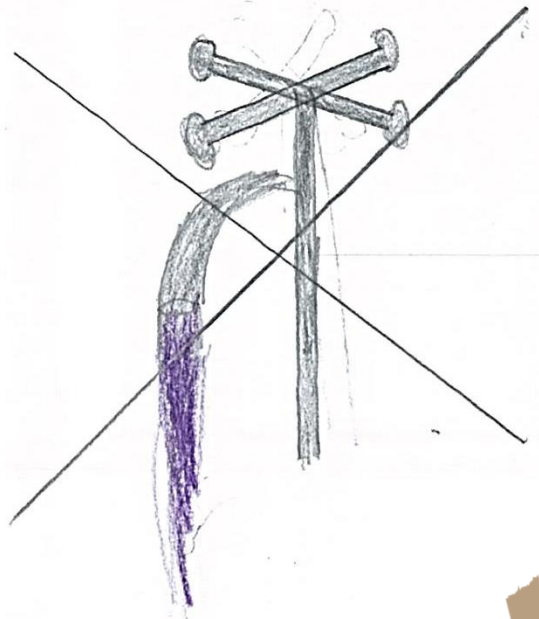
Fun Learning with PSHE

Save Water!

? How to save water



- check taps or toilet for leaks
- Have shorter shower and shallow bath
- Fit low flow shower heads
- Don't use dishwasher unless it full
- Use dual flush toilet
- water plants in the morning or late evening.
- Don't let taps run while brushing your teeth



By Me # Aneshka

Save water

Saving water

A diagram of a faucet. The top part, where water is dripping, has an 'X' over it. The bottom part, where water is flowing into a basin, has a checkmark over it.

1. Don't waste water.

2. off water after washing hands.

3. off shower head after showering

Two cartoon characters. The top one has a sign that says 'Don't spray water' with an 'X' over it. The bottom one has a sign that says 'Save water' with a checkmark over it.

Two diagrams of faucets. The top one has an 'X' over the handle and is dripping water. The bottom one has a checkmark over the handle and is not dripping.

1. Take shorter showers

2. don't keep the tap on for too long

3. don't use so much water

4. use a little bit of water

5. don't waste water

A cartoon girl with blonde hair, wearing a pink dress, pointing towards a large blue water drop character. A small green cat is sitting next to her. A speech bubble from the girl says 'Save water'.

Fun Learning with Sejarah

With Mr Khairul, Year 4

Founding

MELAKA



He travelled to many places from Palembang then Temasik then Muar finally a place he called Melaka at the end.



He went to get a rest under a tree with his men.



Disc He taught about everything he saw and wanted to make it into a kingdom



Once upon a time a prince of Palembang ran away because of war. The name of the prince is Parameswara.



He went exploring the place and found a fishing village



He saw a mouse deer and the mouse deer kicked one of his hunting dog into a river.

The End

He asked his men the name of the tree they rested on. The men said Melaka. So Parameswara called this place Melaka.

Fun Learning with Sejarah

With Mr Khairul, Year 4



By: Daren Erina As



Fun Learning with Mandarin

With Mr Yap

宠物



我和我的家人喜欢
宠物。爸爸喜欢狗，
妈妈喜欢兔子，我和我的
妹妹喜欢猫。

其他人有宠物如：

鱼。鸟类。仓鼠。
蛇。栗鼠。



附：我有两只猫...



By Zara Sastri 4B



Fun Learning With BM And CM

With Ms Asma, Year 6

Bahasa Malaysia



My name is Ema. I'm from Year 6B. I'm going to write what I learned in BM. I do my BM 1½ hour a week. The topics I learned in BM are agriculture and farming, our traditional heritage, spirit of patriotisme towards the country, environmental awareness and science, technology and innovation. The topics are very challenging but I like learning all these topics because they are new to me.

Communication Malay by Sahand and Joshua, Year 6

Our Reflection In Malay Studies

Nasi lemak



In communication Malay know as CM we learn about Malaysian cultures such as clothing, food and local animals we also learn how to speak in Malay and work in Malay. Do projects in Malay talk and learn Malay.

— CM is the best subject after PE.

senior Art



I decided to 'cash in' on the current interest of the students to 'teach' one of the topics for the IGCSE Art course – adaptation of artistic style. I made students choose their favourite Marvel character and a famous artist. They were to do research on the artist and his/her artistic style, choose a particular painting and then incorporate their chosen character into the painting. I was quite impressed with the results. All the paintings were acrylic on canvas.

Marvel's Art: of Van Gogh, Da Vinci and Endgame

As the world was hit by the Marvel Cinematic Universe (MCU) fever in April, MIGS' students were not left out. In that euphoria, we, the Year 9 students, were assigned with the task of painting a Marvel character in a famous artist's style. Inspired by the movie, Avengers: Endgame, the students were more than happy to participate. Overall, it was a good way for students to develop their art skills.



"War Machine" Phang Jun Ming, 9T
 Vincent Van Gogh. "Self Portrait"

"Thanos" by Sarah Khan, 9E
 Leonardo Da Vinci, "Mona Lisa"



"Gamora" by Iman Kamarudin, 9T
 Jean - Hanore - Fragonad, "The Swing"





"Dr Strange" Nursajjidah Balqis Tarmizi ,9E
Vincent Van Gogh, "Starry Night"



"Winter Soldier" Neema, 9T
Sandro Botticelli, *The Birth of Venus*



"Rocket Raccoon" Qian Ling Chew, 9E
Leonardo Da Vinci, "Mona Lisa"

SENIOR SCHOOL

ICT Key Stage 3 – Webpage Designing

ICT (Information Communications Technology) is a subject that stresses the importance of unified technology, telecommunications, computers, enterprise software, middleware, storage and audiovisual systems that enable people and organisations to interact in the digital world.

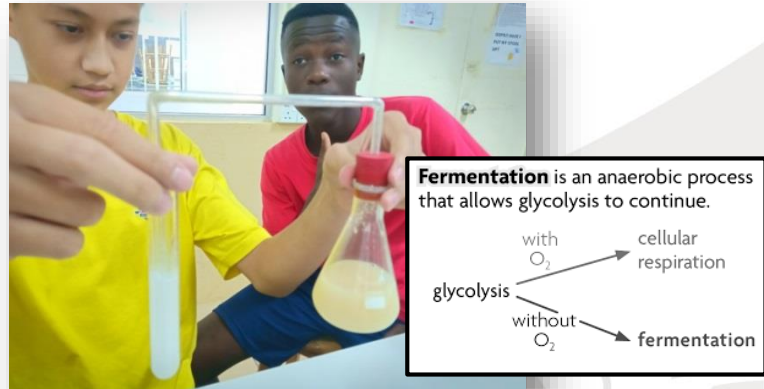
Coding is the language of the future. During ICT classes in Term 3, we have delved into writing HTML, particularly, making a webpage encompassing of pictures, a table, headers and links. Pictures are normally a JPEG file. Ms Kuna has taught us the importance of using stylesheets when making HTML. This tool maintains your notepad clutter free and organized.

By Nawal Alisya 9T



Year 10 Biology

Fermentation in food processing is the process of converting carbohydrates to alcohol or organic acids using microorganisms – yeasts or bacteria – under anaerobic conditions. Fermentation usually implies that the action of microorganisms is desired. The science of fermentation is known as zymology or zymurgy.



Topic –Transport in Animal

Aortic dissection is a serious condition in which there is a tear in the wall of the major artery carrying blood out of the heart (aorta). As the tear extends along the wall of the aorta, blood can flow in between the layers of the blood vessel wall (dissection).



Teens Reading to Kids (TReK)

On 9th July 2019, the Year 9 students happily read story books to Year 2 students in a project – Teens Reading to Kids (**TReK**). The children had a blast during the educational reading session. The Year 9s took a week to prepare for such an anticipated event. It was a first for us Year 9s. Amongst the books that were read were *Hippopotamister*, *As big as a Mountain*, *Zog*, *Charlie and Lola: Snow is my Favourite and my Best*, and *Imaginary Fred*. These books were borrowed from the school library. Through **TReK** we hope that we have ingrained an interest of reading into the children. Reading possesses many benefits but most importantly is its ability to transport the reader into a different world.

Nawal Aliyssa, 9T



Book Tasting Day – 25 June 2019



Game of Thrones
Pop Up Book, Lord
of the Rings
Bookends and a
3D book at the
centre table

Book Tasting Day was organised for the Year 9 students for their English subject. The students were introduced to four different genres in fiction – namely, thriller, fantasy, adventure and science fiction. Books were borrowed from the library for each genre. Students had time to 'taste' books from each genre and they had also to complete a simple task as they read each book.

It was a fun and interesting time for the students. Although there were some students who don't like reading, they found the activity engaging.



"The Book Tasting was a great way to introduce books to students. I had a great time reading books I didn't expect to read..." Alyssa Myra George, 9T

"I liked the Book Tasting because normally I don't like Science Fiction, but once I read "The Nemesis", my opinion on Science Fiction books changed." Brigid, 9T

"I enjoyed the Book Tasting because now I know what kind of books I like..." Hawra, 9T

"I enjoyed the 'Book Tasting' mostly because we could get to know more about other genres." – Jana, 9E

"The 'Book Tasting' was a nice visual refresher as the classroom was decorated..." Nam Phuong Dinh, 9E

"I liked the 'Book Tasting' because there were separate stations for each genre." Abdullah, 9T



"... made me know more of the different genres. I think if there were more books in each station, it would have been better." Bonnie, 9E

"I didn't know there was a thriller book genre because I thought it was only in movies." Balqis, 9E

"I don't like reading but the Book Tasting was quite interesting. I think to improve and make it more enjoyable, there should be cartoons in the book." Chen Ye, 9E

"...I'm not a fan of reading books. ... This activity does make me feel like I want to read ..." Shierryn, 9T

"We got to read through different genres and 'taste' different types of stories." Jun Ming, 9T

Year 7 Geography: The Biome Project



We were given a project by Ms. Nisha, our geography teacher, to create a Diorama based on the biome assigned to each student. The total marks allocated for our project were 20 and the marks would be added to our Year End Project Paper. We were asked to create a Biome of our choice using our creativity and recycled items to avoid unnecessary wastage. These are the pictures that we took after completing our project. While it was definitely fun to create the diorama, we learned about biomes and the environment at the same time.

Written by: Anggia Tsani Yr 7E




"I was happy that the project challenged us mentally and emotionally and helped us develop our problem solving skills. Overall this was a fun and exciting project."

Erica Jane Pereira, 7E



"At first, I was worried because I wasn't very creative, but with the help of my friend, Erica, I became confident. In the end, I was very happy with my work."


Melda Qaseh, 7E



What is Biome?
A biome is a community of plants and animals that have common characteristics for the environment they exist in.



Year 6 Drama Performance



- Yasmine & Zara

Chitty Chitty Bang Bang was the year 6 drama performance. The production was held on the 12 July 2019 in the school hall. It was directed by Ms. Asma and Mr. Gary. The awesome props (such as the car, backdrop, ...) were made by Ms. Nabilah and Ms. Vicky.

The costumes were designed by Ms. Asma.

Chitty Chitty Bang Bang is a Logan showstoppers production and is written by Ian Flemming. It is about a car that can fly and float. It is the Sultan's birthday and the Sultanah wants to give the most perfect gift. And what's more perfect than a car that can fly and float. Jeremy and Jemima's grandfather has been kidnapped by the Sultan and Sultanah and must be saved...





Year 1 Drama Performance

A ★★★★★ production

SNOW WHITE

Written by: Shabreen & Risna - Parents of Ahmad Rayyan Year1S

Our gratitude first to the teachers, the school for giving each and every student of Year 1 a role to distinctively contribute in churning out a memorable adaptation of the 'Snow White and the Seven Dwarfs'.

It was a theatrical performance that mesmerised all of us the parents in the audience who would cherish the memories of seeing their children perform with courage, determination and confidence.

We were impressed with our son Ahmad Rayyan, he was brilliant and we are glad that we were able to see the best of him on stage captivating the spirit of his character as the 'Huntsman' in the drama.

The teachers also contributed in making this performance truly unique when they also joined in the action.

When our two year old Daughter screamed Ahmad Rayyan's name in the middle of the performance you really know how well it was received even by a child who does not understand fully....



Cita I-S

Snow white and the 7 dwarfs

I felt so happy on that day ♡
My dress was a gown it was so beautiful.
I wore makeup with my gown ♡
The show was very pretty ♡
All my said i looked wonderful in my gown ♡
My show was very good ♡

Snow white and the seven dwarfs Ahmad 2S

I am a Huntsman. I like the song and the
King. the King was very Handsome By the way.
the King was very good and the queen
too, the King was Brilliant

Reception Drama Performance

The Gingerbread Boy

The Reception Drama Performance was held on the 31st May 2019 and the show was called "The Gingerbread Boy." The show wasn't like any other ordinary fairy tale but there was a little twist to the story too.

The story begins with an old woman who freshly baked a gingerbread for her children and an old man. Suddenly, the gingerbread man quickly eludes a series of characters who hope to eat him until he met two unexpected guests along the way who were Little Red Riding Hood and Goldilocks. Then later on, a friendly fox came to save him.

The Reception young performers looked absolutely incredible on that day and they made the show so entertaining for the whole Junior School. You could see how much these little superstars enjoyed participating in their play and most of them were so spontaneous in their role. Written by: Ms Sheena



Junior CCA

Quilling Our Garden

The year 3 students had a phenomenal opportunity to experience a hands-on art that involved the use of strips of paper that are rolled, shaped, and glued together to create their garden.


It was a 3-week lengthy process which steamed patience and perseverance among the children.

The method for paper quilling is very simple yet tedious. Students had a fun learning journey throughout these three weeks.

Saffiya Nisa and Lethena Mankani of Year 3 shared that the process was pretty difficult but as they worked towards accomplishing their garden, they truly enjoyed every moment. Though, a few of the quilled flowers were unshaped well, they believed that the journey was colourful as the end product is.



origami



Dancing



Written by: Lee Anne



Sewing

In our sewing class, we are making a cushion cover. So far we are doing heart embroidery to sew it on the cushion cover afterwards. So far we learned running stitch, back stitch, cross stitch, chain stitch and threaded running stitch. I really enjoy sewing; it is wonderful to learn such an important life skill. Ms. Esther and Ms. Kumud teach us these stitches amazingly and with patience. I learned that too while sewing that I must have patience. Sewing is the best!



CHESS

Playing the game of Chess improves the learning, thinking, analytical power, and decision-making ability of the child. Playing chess helps to make children learn how to strategize aspects of the game and life as well as the importance of foresight, and planning. Let's see what the students' insight of the chess club.

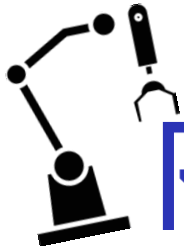
We learnt how to set up the chess board. On top of that, we also learned different strategies to beat the opponent to win. -Zara Shahrul

In chess, we learned how to do the half move check mate. Besides, we also learned how to do castling and the Sicilian defence- Sean Kenzie

I learned how to move the chess piece and how to checkmate only in 2 moves! - Asahi

We all love chess! It's fun, challenging and most of all it trains our brain to think critically!







Robotic

Hi, my name is Lucas I have studied in MIGS for more than 3 years. I chose Robotics for my co-curricular activity. In Robotics, I learned about the history of robots, programming, coding and the rules of robots. The history of robots is that robots were made to help humans do many things humans can't.

The rules of robots are that it can't harm humans, must obey to human's command. Our teacher is Mr Nik, he is really good at robotics, and he is also very kind. He taught us how to program using the EV3 software using the laptop provided. In robotics, we use EV3 and Legomindstorm to build our robots.

We also used a motor, motion and sound sensors and wires we built a basic car and we used the EV3 brick to program it to move to the instructed direction. When everyone was done with their robots, we started a race. Robotics is a fun session to be in, you can get to build robots with your friends, build attachments and learn how to program. Written by: Lucas



Tablet



Tablets are the new era of education. In CCA tablets were be used as a platform in allowing students to be more comfortable with their technology skills on a different medium.

Tablets offered enhanced ebooks features, images, video, audio, and these elements are impossible to include in print or in a standard ebook. For Term 3 students had access to online education sites and education apps during the co-curricular time.

The students for this Term has explored a wide range of software and selected to do a StopMotion Video to express their creativity in storytelling. Students drew their characters, recorded a story line and snapped pictures.

— These pictures were then displayed in a video —
Di format for the comical view of their audience. 15



PHOTOGRAPHY



Painting

For painting class, we started doing Mural outside and inside the art room. I did colourful geometric mural with my friends. After we have finished with the mural project, we started doing water colour painting for the yearbook pages. I'm flattered to be part of the painting club because I could contribute my energy and creativity for both art room and the school year book – Marissa Halim



On our CCA Painting club, we are doing Wall-Paintings! It is really fun. We are using Pearl, White, Gold, Glow-in-the-dark paints to paint the walls. It is pretty challenging but teamwork makes it easier! Our teachers Ms Nabilah and Ms Shafizah helped us with painting. – Tahiya

MALAYSIAN TRADITIONAL GAMES



Why I Like Konda Kondi – by Mishal and Yoosuf -6R

I like Konda Kondi because it has the aspects of catching, batting and strategy all in one game. It requires 2 sticks, 2 teams and a hole. The aim of the game is to make sure that the other team does not catch the stick that you either had flicked or batted. You play until the opposite team catches the stick. Overall it's a very creative, fun and amazing game so I would like to thank Ms Sharon and Mr Khairul for sharing with us and letting us play the amazing game of Konda Kondi

How to play: Place the stick on top of the 2 cones and the batter from the batting team must hit the stick from below and the other team will try and catch the stick, if the other team fails to catch the stick then they must place the bat on the floor and the person nearest to the stick must try to throw the stick at the bat, if he succeeds the batter is out, if not then the batter moves on to stage 2 of batting.

The batter must hit the stick as far as he can and if the catching team catches it the batter is out, if not he must roll the bat (from the tip to the end) until he reaches the stick the amount of rolls he took will be the amount of points the team gets.



KUALA LUMPUR SPORTS LEAGUE (KLSL)

U13 Volleyball



11th June 2019 – MIGS' Boys under 13 Volleyball Team headed to Taylors for the KL SL under 13 Volleyball League. We went there by our school bus and it took us an hour to get there due to the heavy downpour.

We were excited as we had trained for a few weeks for this tournament. When we got there, we met some old friends while walking to the indoor court. When we entered we were startled to know that our first game was starting.

After winning four games we were in the finals against Taylor's KI A team. They beat us the first round and we beat them the second round. We beat them in the third round and won the final. We were really happy because besides being the winners we would also get our free McD treat that Mr Megat promised us. Thank you to Mr VJ, Ms Dayana, and Mr Megat for organising and teaching us how to play Volleyball.

By: Ziad Ausama, 8T

